



GLOBAL REFINISH
SYSTEM



September 2007

Product Information



CORROSION SEALER

Corrosion Sealer







SPH6001

PRODUCT DESCRIPTION

Corrosion Sealer SPH6001 has been designed as part of a process to repair panel seam edges affected by minor levels of corrosion. The process detailed below must be followed by further painting using PPG Epoxy Primer SPU2007A.

Corrosion Sealer SPH6001 is sold as part of a kit: PPG DKIT-2000

PROCESS GUIDELINES

	For health and safety recommendations see material Safety Data Sheet.
	De-rust and clean the repair area to create a rust and grease free substrate.
	Apply SPH6001 Corrosion Sealer to repair area.
	Allow to dry for 15 to 20 minutes at 20°C.
	Wipe off remaining Corrosion Sealer using for example an acrylic thinner. Continue with Waterborne Epoxy Primer SPU2007A.
	Dispose of empty Corrosion Sealer tube as hazardous waste.

WASTE DISPOSAL

Dispose of empty Corrosion Sealer tube as hazardous waste.

VOC INFORMATION

This product falls outside of the scope of EU Directive 2004/42 and therefore does not have a VOC product category classification.

This product can be used by professional motor vehicle repairers.

HEALTH AND SAFETY

These products are for professional use only, and are not to be used for purposes other than those specified. The information on this TDS is based on present scientific and technical knowledge, and it is the responsibility of the user to take all necessary steps in order to ensure the suitability of the product for the intended purpose. For Health and Safety information please refer to the material Safety Data Sheet, also available at: [http://www.ppg.com/PPG MSDS](http://www.ppg.com/PPG_MSDS)

PPG Industries (UK) Limited.
Auto Refinish
Customer Service and Sales Group,
Needham Road,
Stowmarket,
Suffolk.
IP14 2AD,
England.
Tel: 01449 771775
Fax: 01449 773480

